



Yorkshire
Wildlife Trust



KEY STAGE 1-2



LEARNING PROGRAMMES & ACTIVITIES

www.ywt.org.uk

Love Yorkshire, Love Wildlife

Yorkshire Wildlife Trust

Stirley Community Farm

Off Hall Bower Lane, Berry Brow,
Huddersfield, HD4 6RP

A newly renovated education barn sits amidst 250 acres of meadows, beehives, a training garden and orchard. The farm is perfectly set up to inspire people about the natural world right on their doorstep and provide them with the skills to grow their own food in a sustainable, wildlife-friendly way.

Parking is available onsite, although coaches are recommended to drop parties off and park at nearby Castle Hill.



BRIAN LAVELLE

Potteric Carr Nature Reserve

Off White Rose Way, Doncaster, DN4 8DB

Easily accessible and just on the outskirts of Doncaster, Potteric Carr Nature Reserve is an oasis for wildlife in a very urban environment.

Covering over 200ha, the nature reserve comprises a mosaic of habitats, from woodland to wetland and is home to a great variety of wildlife.

Potteric Carr boasts superb facilities with a well-equipped classroom, first-rate tearooms and toilets. Parking is plentiful, with space for coaches.

SALON TANG



Education Centres

Wherever you are in Yorkshire, a memorable outdoor learning experience is never far away....



KIRSTEN CARTER

Living Seas Centre South Sea Road (South), Flamborough, East Riding of Yorkshire, YO15 1AE

Located amongst the stunning chalk cliffs of South Landing, Flamborough, the Living Seas Centre is the perfect place to discover our fascinating local marine wildlife. The centre itself boasts an indoor learning space for up to 30 children. Situated just a short walk away is the wide, open shore of South Landing. Here students can discover life in rock pools, scour the shore for strandline treasures and learn about the impacts of marine litter.

There are toilets and ample parking for coaches (car parking charges apply).

Pearson Park Wildlife Garden Princes Avenue, Hull, HU5 2TD (opposite the end of Westbourne Avenue)

Hidden away in the centre of Hull is Pearson Park Wildlife Garden. An amazing variety of habitats are waiting to be explored including a meadow, woodland and pond, plus vegetable patches, herb gardens and a beehive. All these provide a wide range of fun and interesting learning opportunities from pond dipping to mini-beasting. A short distance from many local schools, we have a large outdoor learning space, newly refurbished toilets and a small car park.



YWT

Spurn National Nature Reserve Spurn Road, nr. Kilnsea, HU12 0UH

Spurn National Nature Reserve is a 'must see' – this 3.5 mile sandy spit stretching out across the mouth of the Humber into the North Sea is one of Yorkshire's finest remaining wildernesses, but is also an intriguing place in terms of the habitat offered.

Of particular interest to visiting groups are the beaches, sand dunes and mudflats from which a range of fascinating studies can be conducted.

Parking for coaches is available on site, whilst toilet facilities and a café is a short walk away.

LEE BEE VISIT BRITAIN

Self-led activities are encouraged on all our sites, particularly at Spurn where no formal education sessions are currently offered.

Please note, this site is currently closed. Please check the website for updates.



DIG, COOK AND EAT

This hands-on session is an exciting way for KS1 and KS2 students to learn about healthy, local food.

After some fun games and activities exploring a healthy diet and what food does for us, students set off into the food training garden to find out what vegetables and fruit look like as they grow.

Students have the opportunity to use basic hand tools to harvest fruit and vegetables, which they wash and prepare for cooking. Working together (with a bit of guidance) they devise recipes using their harvest, which they then prepare in our fabulous Cre8 Kitchen.

Students from KS2 will be encouraged to create written plans and evaluations of their recipes.

Age Range: Key Stages 1 and 2

Locations: Stirley Community Farm; Coming soon to Potteric Carr Nature Reserve

Duration: Half day (and stay for lunch)



SUE BROWN



SUE BROWN

ROOTS AND SHOOTS

This session offers students from KS1 and KS2 the chance to get up close and personal with plants as they grow.

The programme begins with some exploratory games and activities during which students will learn about a few of the many amazing things plants do for us. Students then get the chance to investigate plants as they grow. This includes an exciting scavenger hunt and some basic classification of plant types using keys.

After a fascinating close up look at the parts of a plant, students take part in some hands-on planting.

This programme can lead on to some fantastic follow up work in English and Science.

Age Range: Key Stages 1 and 2

Locations: Pearson Park Wildlife Garden; Potteric Carr Nature Reserve; Stirley Community Farm

Duration: 1 hour 15 minutes



YWT



BIG BIRD GAME

Welcome to Mr Bird's restaurant! Here students will find lots of dishes on the menu for birds, but who eats what?

This session will explore the adaptations birds have developed to cope with different diets. What makes a bird look like a bird? What are their particular features? Look closely at the bird masks and the beak shapes. Who is that bird? How does it use its beak?

We will also explore some hunting behaviours of birds, then go bird watching to see the birds feeding in action!

If you would like to extend this activity then why not make a feeder from natural materials and hang it up at school to attract the birds? We encourage students to care for the environment and our wildlife wherever they are!

Age Range: Key Stages 1 and 2

Locations: Potteric Carr Nature Reserve; Stirley Community Farm

Duration: 1 hour 15 minutes

WHERE AM I?

In this session children will be introduced to map reading, legends, compass points and using a compass. We will also talk about what features are important in the setting we are in for wildlife and for humans.

'Where am I?' provides a set of directions for students to follow using a map, pacing and compass directions to find a clue or letter. Students have to collect all of the letters, then arrange them to make a word.

This activity can be extended for KS1 and KS2 students by including 'Find Your Way'. As part of this activity students have to follow a set of pacing directions to get to a flag and find an object. They are then given the chance to set their own directions.

In addition the geography aspect can be extended for KS1 and KS2 students, to include an activity called micro-parks. Students are given a small patch of outdoor space, in which they create their own National Park. During this activity we will discuss why we have protected areas including National Parks and nature reserves. We think about what they might be protecting and what surrounds them that might damage wildlife and nature.

Age Range: Key Stages 1 and 2

Locations: Pearson Park Wildlife Garden; Potteric Carr Nature Reserve; Stirley Community Farm

Duration: 1 hour 15 minutes



ZSUZSANNA BIRD





ANTHONY HURD

SEASHORE SAFARI


Based at the beautiful South Landing beach, Flamborough, this hands-on session is an exciting way for KS1 and KS2 students to learn about the fascinating marine wildlife living on our shores.

After a quick introduction to safety on the shore and the seashore code students will head out on a Seashore Safari to investigate what animals live in the rock pools of South Landing. Simple field guides will be handed out to help with identification while facilitated discussion will consider food chains, food webs, life cycles and the adaptations that help organisms survive in their coastal homes. A day at the seaside has never been so educational!

Age Range: Key Stages 1 and 2

Locations: Living Seas Centre

Duration: 1 hour 15 minutes



WAVES OF WASTE

Based at the beautiful beach at South Landing Flamborough, this hands-on session is an exciting way for KS1 and KS2 students to learn about the impacts of litter on the marine environment and how we can all do our bit for cleaner seas.

After a quick introduction to the safety issues, students will be given an introduction to different types of litter, what they are made of, how they end up in our seas and how they might affect marine animals.

Then, armed with litter pickers, gloves, bin bags and recording sheets, they will walk along the beach collecting litter as they go. For five items of litter they will be asked to collect information on the topics covered in the introduction: what it is, where it came from and what it is made of etc.

An additional activity in creating artworks from marine litter can be added on to this session and will be carried out at the Living Seas Centre (a maximum group size of 30 applies for this).

Age Range: Key Stages 1 and 2

Locations: Living Seas Centre

Duration: 1 hour 15 minutes – extra 45 minutes for art activity



HABITATS, SKATERS AND SWIMMERS

Explore the depths of the ponds and discover a whole new world. It's not just tadpoles that live here, but a diverse collection of freshwater invertebrates and their predators! Students will put names to the creatures they find and learn about their life cycles.

This session will help students discover how insects and other pondlife survive in the pond by looking at their adaptations, what they eat, what eats them and how they protect themselves.

KS1 students will be asked to choose their favourite creature and share what they know about it with the rest of the group.

Students from KS2 will be asked to classify the creatures into groups using keys, and be asked to report back to the rest of the group about a creature they found. In addition they will create a record of what they discovered using tallies and charts.

Age Range: Key Stages 1 and 2

Locations: Pearson Park Wildlife Garden; Potteric Carr Nature Reserve; Coming soon to Stirley Community Farm

Duration: 1 hour 15 minutes



AMY LEWIS

HABITATS, BUGS AND SLUGS



Find out what a mini-beast is, where they live and what they look like. Students will use sweep nets and look under logs to discover an amazing array of creepy crawlies from a range of different habitats.

Questions including what they eat, whether they can fly, how they protect themselves from being eaten and how many legs they have will all be investigated and answered during the session.

At the end of the session students will be able to recognise and name some of the common groups that these mini-beasts belong to and if they are a carnivore, herbivore or an omnivore.

All students will share information about one of the creatures they have found with the rest of the group.

KS2 students will also look at the differences between mini-beasts that live in woodland and grassland habitats.

Why not add an extra activity and make a tally of what colours the mini-beasts are in the different habitats and make a table showing the results?


Age Range: Key Stages 1 and 2

Locations: Pearson Park Wildlife Garden; Potteric Carr Nature Reserve; Stirley Community Farm

Duration: Half day



ALAN PRICE



NATURAL ART

Artist Andy Goldsworthy makes beautiful pieces of art and sculpture from materials found in nature; during this session students are encouraged to do the same.

We will investigate textures and how they play a role in art, and experiment with what we can create using materials available to us on the nature reserve.

Textures are explored as students take part in a scavenger hunt, and then use the knowledge gained in their art work. They will find out what makes materials natural and manmade.

Working in pairs or teams, students will gather materials to form a nature inspired piece of art, then share it with the rest of the group. The art work will be featured in a story that each group/pair has created.

We will also consider what the materials used in our piece of art would be used for industrially.

Age Range: Key Stages 1 and 2

Locations: Living Seas Centre, Pearson Park Wildlife Garden; Potteric Carr Nature Reserve; Stirley Community Farm

Duration: 1 hour 15 minutes



SADIE MCGLOVE

NATURE TALES

This session works best following on from one of the others, as students get the opportunity to write about their day.

Students are encouraged to write about the adventures they have that day. The stories will start with getting ready for the adventure and will go on to include what they heard, how they moved, who they met, what they found and where they were taken.

To complete the story students will have to express how they felt about their day and what they have learnt.

The story will be written or drawn in a handmade book, which students can take back to school.

This session encourages students to appreciate their time in a special place and helps them remember the topics they have covered and the habitats and species they have learnt about in the other sessions.

Age Range: Key Stages 1 and 2

Locations: Living Seas Centre; Pearson Park Wildlife Garden; Potteric Carr Nature Reserve; Stirley Community Farm

Duration: 1 hour 15 minutes



KATHRYN LEA-CHATWIN



SEASHORE DETECTIVE

Based at the beautiful South Landing in Flamborough, this hands-on session is an exciting way for KS1 and KS2 students to learn about the fascinating hidden world just off our shores.

After a quick introduction to safety on the shore students will become Seashore Detectives as they scour the shoreline for exciting treasures washed up by the tide. A spotter sheet will aid in their investigation but there will be many other exciting finds! As a group we will look at the items and decide if they are natural or manmade, alongside other properties such as living or non-living, plant or animal.

A day at the seaside has never been so educational!

Age Range: Key Stages 1 and 2

Locations: Living Seas Centre

Duration: 1 hour 15 minutes



YWT

SEABED EXPLORER

Utilising the facilities inside the Living Seas Centre, we will take students on a journey to discover the exciting habitats and species living under the waves here in Yorkshire. And they won't even need to get wet!

We will begin by showing a short video of local marine wildlife and get students to list all the animals which they see. We will then discuss the word 'habitat' and get students thinking about what habitats may be under the waters of the North Sea.

A series of stunning images will bring these habitats to life and we will also look at some of the weird and wonderful creatures that live in these special places. Students will then receive a map showing the important habitats and species found in the seas all around the UK.

After locating where we are, they will use the key to list our local marine wildlife. Then they will get to decide which areas of sea they would like to see protected as a marine nature reserve. A watery session while staying dry!


Age Range: Key Stages 1 and 2

Locations: Living Seas Centre

Duration: 45 minutes



JESS CHARLTON



I'M A SURVIVOR!

In the wild, it can be difficult for creatures to survive. They are faced with a whole host of challenges; therefore in this session we consider what it would be like for us to live in the wild and how we would survive.

This session is about the essentials of life – water, shelter and food. We will explore the techniques that humans would use to stay alive in the wild through a range of different activities and games. Learn how to light a fire and look at the fire triangle, look for tracks and signs, set trails in case you get lost and take part in mini den building.

Age range: Key Stages 1 and 2

Locations: Potteric Carr Nature Reserve

Duration: Full day

WILDLIFE GARDENING

Students will learn the basics of wildlife gardening in a fun and interactive session that all ages will enjoy.

A hands-on session will teach students some of the basics of wildlife gardening. In addition there will be a chance to explore what type of wildlife lives where and what makes a great habitat.

The session will include designing and making a mini-beast hotel. During this activity students will be encouraged to think about improving their own school grounds for wildlife and take the minibeast hotel back with them to make a start.

At the end of the session students will have picked up the skills to be able to recreate a wildlife-friendly area back at school.

Age Range: Key Stages 1 and 2

Locations: Pearson Park Wildlife Garden; Potteric Carr Nature Reserve; Stirley Community Farm

Duration: 1 hour 15 minutes

Session Costs

| Session length | Price per head (exc. VAT) | Minimum charge |
|-----------------------|---------------------------|----------------|
| Full day | £7 | £210 |
| Half day | £6 | £180 |
| Two hour group* | £5 | £150 |
| Assembly/group talk** | £4 | £120 |

*These sessions are available for community groups only, with a group of up to 20 people.
**Assemblies or talks are for one hour.

WE CAN COME TO YOU!

For those unable to benefit from a visit to one of our education centres, Yorkshire Wildlife Trust can come to you.

ASSEMBLIES

Assemblies are a popular way to introduce our work and highlight the simple things that young people can do to support their local wildlife. If you have a specific topic in mind, please contact us – we are always happy to tailor our presentation to the needs of your school.

Assembly presentations are available all year round and cost £50 to cover the costs of staff travel and administration.

WORKSHOPS

The Education Team can also offer a selection of school-based workshops – we are able to bring a number of the sessions discussed in this brochure to your classroom.

Our fun and engaging activities cover a wide range of topics, including 'Wildlife Gardening' and 'Habitats, Bugs and Slugs'.

Sessions can also be adapted for Early Years Foundation level, Key Stage 3, 4 and college students.

We are also happy to develop workshops on request – simply contact us to discuss your requirements.

Cost: £90 for the first class (up to 30 students)
£50 each for all additional classes.

RISK ASSESSMENTS

The team at Yorkshire Wildlife Trust are fully aware of the pressures faced by teachers when planning an outdoor learning experience. To help eliminate the stress, Risk Assessments for all our activities are available on our website www.ywt.org.uk/learning

If you have any queries, please do not hesitate to contact us.

We're here to ensure your students enjoy their visit and stay safe.



HOW TO BOOK... *To discuss your visit or make a booking, please contact:*

YORKSHIRE WILDLIFE TRUST HEAD OFFICE:

1 St. George's Place, York, YO24 1GN **T** 01904 659570 **E** info@ywt.org.uk

Would you like to make an enquiry?

Then just fill in our simple form at www.ywt.org.uk/schoolenquiryform and we will get back to you!

www.ywt.org.uk

Love Yorkshire, Love Wildlife